

30" Professional Grill

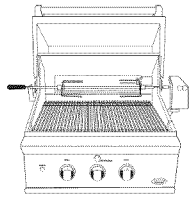


BGB30-BQR 30" Grill with Rotisserie, optional sealed side burner and cart (as shown)

Exceptional performance with two U-shaped Stainless Steel Burners rated at 25,000 BTU's per burner, the patented Smart Beam® grill light perfects grilling at night with a 50-watt halogen light integrated into the rotisserie motor that is capable of illuminating the entire grilling surface. A 9-volt Battery Ignition for safe and efficient grill lighting every time and durable, weatherproof rod-shaped Stainless Steel Grilling Grates. The Dedicated Infrared Rotisserie Burner supplies controllable searing heat. The heavy-duty Rotisserie Motor with Stainless Steel Rod and Forks can accommodate up to 50 pounds. Ceramic Radiant Technology provides intense, even heat. Patented design features of the grill are complemented by the DCS original styled cart with unique robust side shelf support, drop-in serving trays, and exclusive wheel hub cap design.

ADDITIONAL FEATURES:

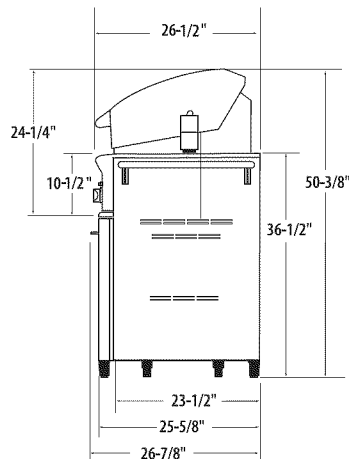
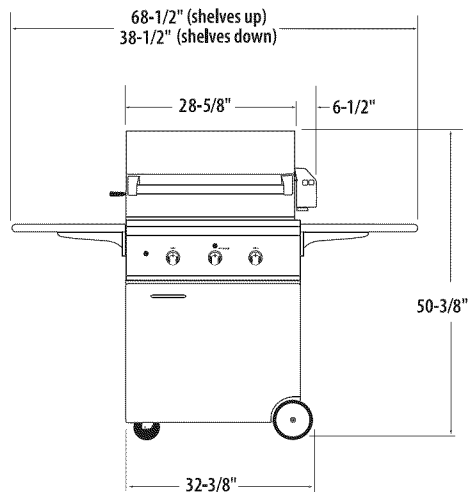
- Removable stainless steel warming rack
- Designer metal control knobs
- Removable stainless steel drip tray
- Available for built-in or on cart applications
- Optional stainless steel grill cart
- Optional additional side shelf



BGB30-BQR

30" Grill Dimensions (with optional grill cart)

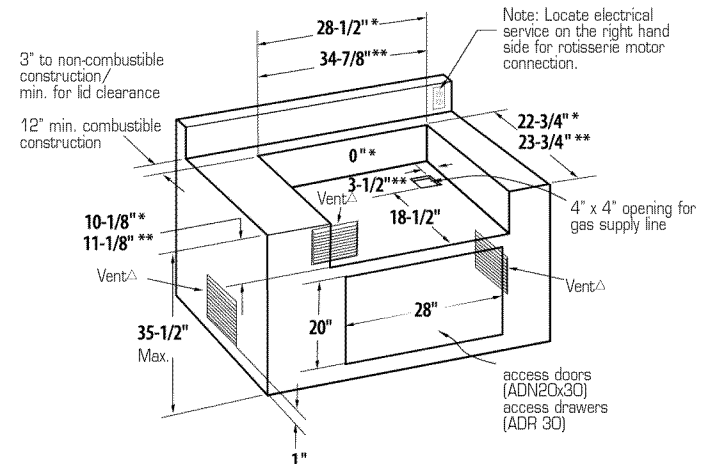
Grill Model: BGB30-BQR
Cart Models: BGA30-CSS/CAD-30



MODEL NUMBER	BGB30-BQR
TOTAL COOKING AREA	760 SQ. INCHES
PRIMARY COOKING AREA (GRILL AREA)	565 SQ. INCHES
SECONDARY COOKING AREA (WARMING RACK)	195 SQ. INCHES
GRILL BURNERS	2 @ 25,000 BTU/HR
OPTIONAL SIDE BURNER (CART MOUNT)	1 OR 2 @ 17,000 BTU/HR
INTEGRATED ROTISSERIE BURNER	1 @ 14,000 BTU/HR
GRILL GRATES	STAINLESS STEEL
SHIPPING WEIGHT (GRILL HEAD)	164 LBS.
SHIPPING WEIGHT (OPTIONAL CART)	95 LBS.
SHIPPING DIMENSIONS (HEIGHT X WIDTH X DEPTH)	28" X 32-1/2" X 29-1/2"

30" Grill Island Preparation

Grill Model: BGB30-BQR



- * Standard cut-out dimensions for non-combustible enclosure
- ** Insulated jacket cut-out dimensions for combustible enclosure
- △ Island installation to use minimum of 3 vents providing 10 square inches per vent (typical).

Ordering Data:

Please specify gas type (natural or propane) when ordering

Gas Requirements:

- Natural**
 - 1/2" NPT male with a 3/8" flare adapter
 - Operational Pressure: 4" W.C.
 - Supply Pressure: 6" to 9" W.C.
- Propane**
 - 1/2" NPT male with a 3/8" flare adapter
 - LP hose with a quick disconnect & fitting are shipped connected
 - Operational Pressure: 10" W.C.
 - Supply Pressure: 11" to 14" W.C.

Power Requirements:

- 120V 60Hz for models with Rotisserie Motor.

Island Ventilation Requirements:

It is recommended that adequate ventilation holes must be provided in the base of an enclosure in the event of a gas leak.

Grill Placement:

DO NOT build grill under overhead unprotected combustible construction. Use only in well-ventilated areas. These units are for outdoor use only. If located in a consistently windy area (oceanfront, mountaintop, etc.) a wind break will be required.

Conversion Kits:

NG to LP and LP to NG conversion kits are available from your dealer.

Accessories

- Stainless Steel Grill Cart (CAD-30, BGB30-CSS)
- Single or double side burners for built-in application
- Stainless Steel Access Doors for built-in application
- Stainless Steel Access Drawers for built-in application
- Insulated Jacket for built-in application
- Grilling Tool Set
- Brazilian Cherry Chopping Board that fits in cart side-shelf
- Drop-on Griddle Plate
- Vinyl Grill Cover
- Wok and Wok Ring for use on side burners

We encourage you to find out more about these features and learn how they can make your cooking experience more enjoyable by visiting our learning page at: www.dcsappliances.com.

Because of continuing product improvement these specifications are subject to change without notice.