

Utförare :  
PIBL

Artikelnummer:  
701 367

Datum :  
2009-06-10

Dokumentnamn :  
MB\_100

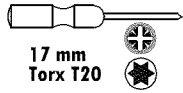
Utgåva :  
02

(1-2)

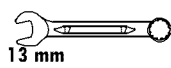
Assembly Instructions-  
Instrucciones de asamblea-

Tools needed for assembling. Not included.

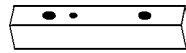
Las herramientas necesitaron para la asamblea. No incluido.



17 mm  
Torx T20



13 mm



Model 1950 (x2)



(x1)



(x1)



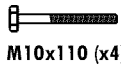
(x4)



(x1)



(x4)



M10x110 (x4)



8x100 (x2)



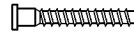
11x28 (x6)



M10 (x4)



7x85 (x6)



7x70 (x8)



7x50 (x4-8)



4/5 (x1)

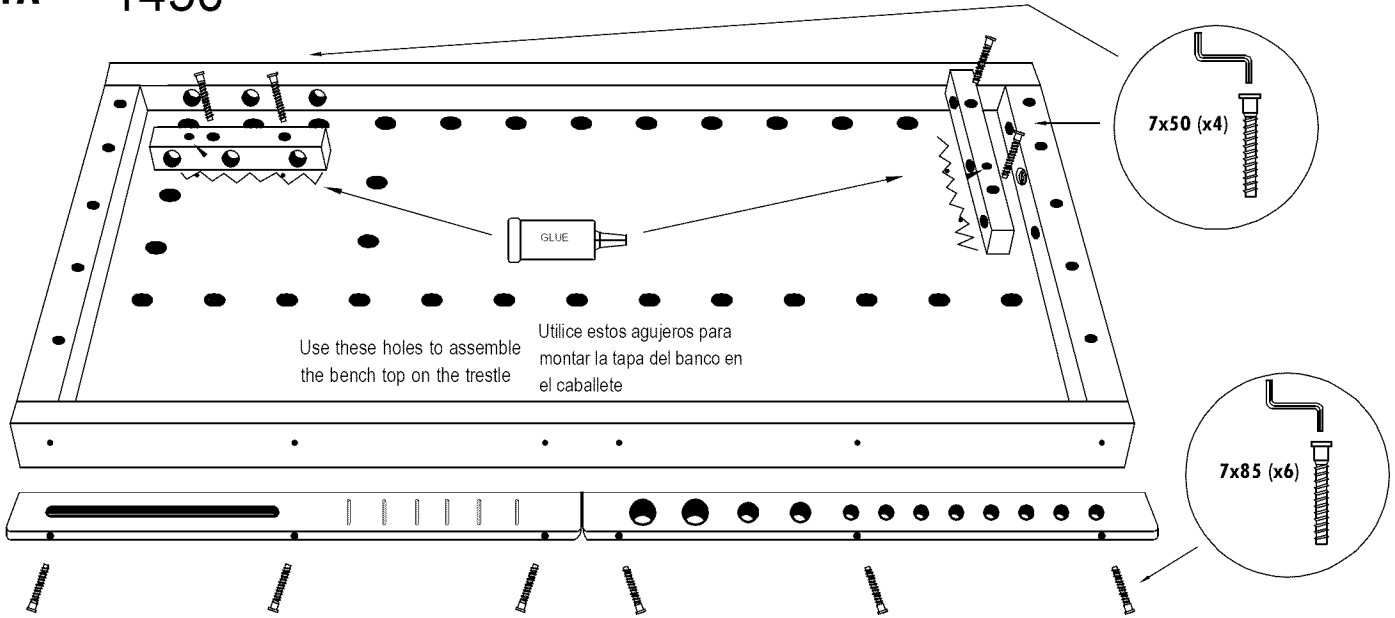


5x45 (x4)

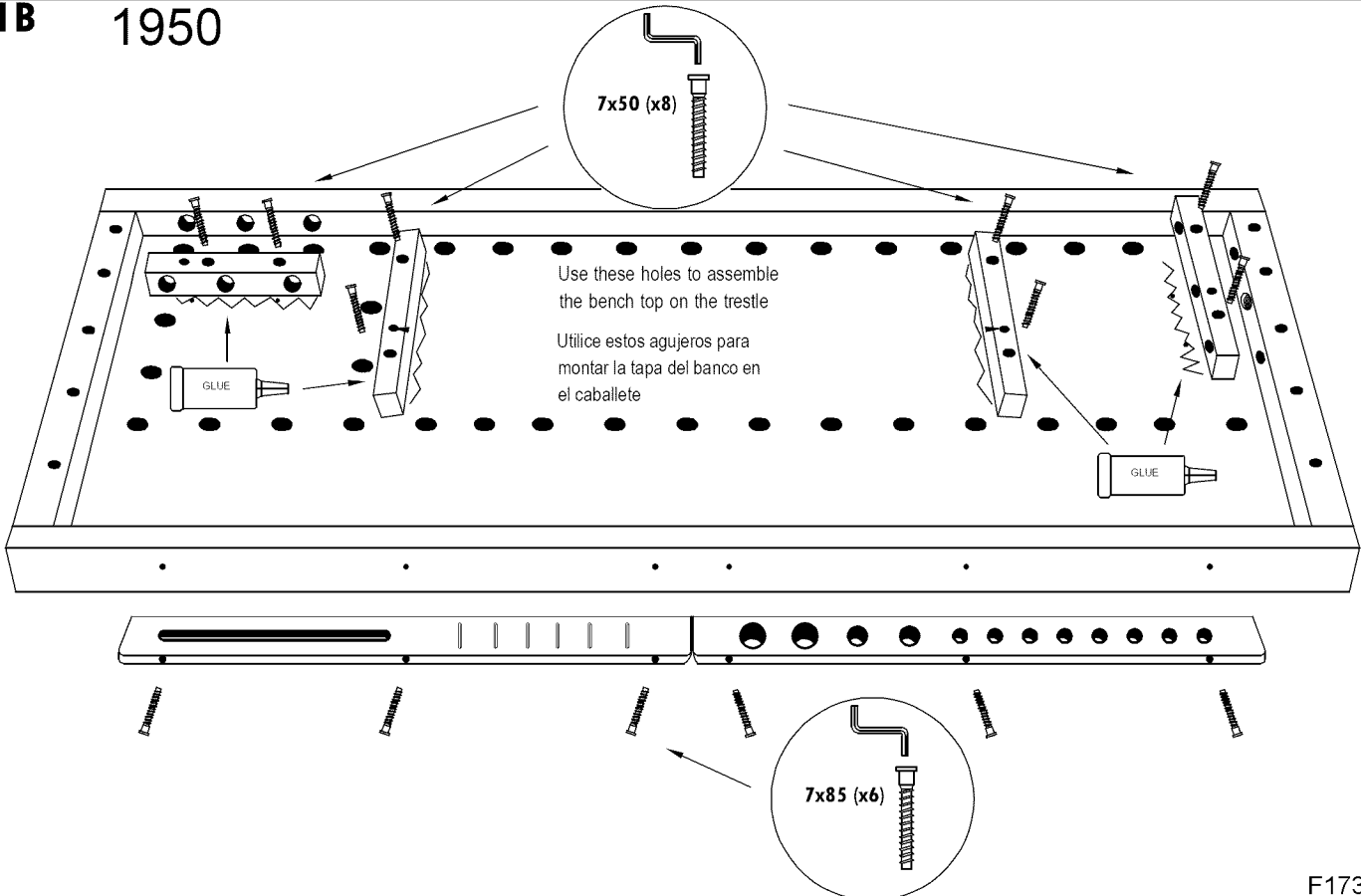


5x25 (x4)

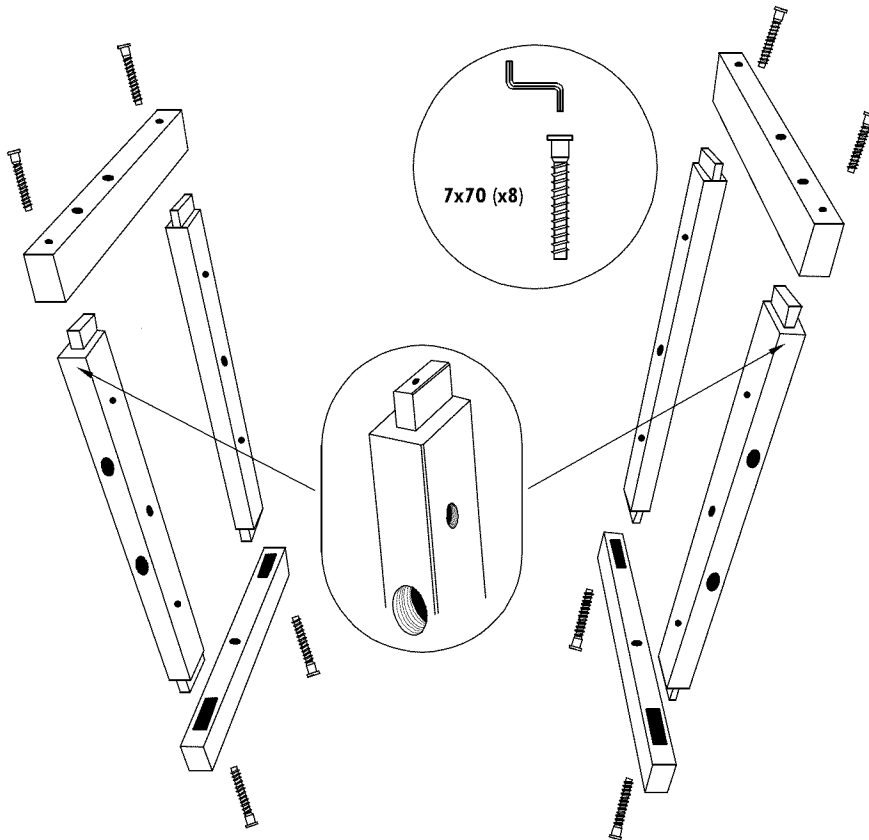
# 1A 1450



# 1B 1950



2



**LOOKING AFTER YOUR WORKBENCH**

To make the bench completely stable it can be bolted to the floor through the pre-drilled holes in the trestle ( Fixing bolts not supplied ). The bench must not be left in damp or humid conditions which will cause movements in the wood. The wood used in the construction has been kiln dried and should be treated in the same way as domestic furniture.

**OCUPARSE SU BANCO DE TRABAJO**

Para hacer que su mesa de trabajo sea completamente estable, puede atornillarlo al piso por medio de los agujeros pre taladrados en el caballete (Tornillos no incluidos). El banco no debe dejarse en la humedad o condiciones húmedas que causaran que la madera se deforme. La madera usada en la construcción ha sido secada al horno y debe tratarse de la misma manera que los muebles domésticos.

3

