


Electric Front Load Dryers

EIED55H MB, EIED55H IW

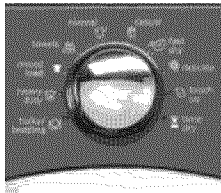
Featuring IQ-Touch™ Electronic Controls



Mediterranean Blue
EIED55H MB




Island White
EIED55H IW



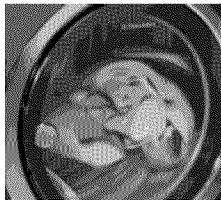
IQ-Touch™ Controls

All the custom dry cycles you'll need, including a "My Favorite" setting. Fastest dry time!




Largest Capacity Dryer²

Dry the most in one load with our 8.0 cubic foot dryer.



Gentle Tumble™ Dry System

Our exclusive dryer design gently separates and tumbles clothes for even drying.



4-Way Dryer Venting

Our exclusive 4-way venting system is easy to install without side panel knock-outs, for ultimate venting flexibility. One of the industry's longest dryer vent runs.

27" ELECTRIC FRONT LOAD DRYERS

Capacity IEC	8.0 Cu. Ft.
NSF® Certified	Yes

Features

Signature Soft-Arc Door Design	Yes
IQ-Touch™ Electronic Controls with LCD Display	Yes
Gentle Tumble™ Dry System	Yes
Luxury-Quiet™ Sound Package	Yes
Luxury-Design™ Lighting	Yes
Luxury-Dry™ System	Yes
Touch-2-Open™/(Close) Door	Yes
Exact Dry™ Moisture Sensor	Yes
Stainless Steel Dryer Drum	Yes
Tumble Speed (RPM)	50
Reversible Door	Yes
Adjustable Leveling Legs	Yes

Cycles

Fast Dry, My Favorite (1), Heavy Duty, Bulky/Bedding, Mixed Load, Towels, Normal, Casual, Delicate, Touch Up, Timed Dry	11
---	----

Options

Temperature Selections	5
Electronic Auto Dry System	Yes
Manual Timed Dry Selections	4
End-of-Cycle Chime	Adjustable

Installation Options

Freestanding	Yes
Under Counter*	Yes
Stacked (Above Washer)	Yes
Pedestal	Yes
Hidden (In Closet)	Yes
Second Floor	Yes

Accessories

Luxury-Glide™ Touch-2-Open™/(Close) Pedestal – Mediterranean Blue (EPWD15MB), Island White (EPWD15IW)	Optional
Dryer Stacking Kit – (134700400)	Included
Mobile Home Installation Kit – (137067200)	Optional
Drying Rack – (134912700)	Included

Specifications

Color –	
Mediterranean Blue	MB
Island White	IW
Overall Exterior Dimensions –	
Height (Without 15" Pedestal)	38"
Height (With 15" Pedestal)	53"
Width	27"
Depth (to Center of Arc Including Door and Exhaust)	31-1/2"
Depth (with 90° Door Open)	50-5/8"
Power Supply Connection Location	Bottom Right Rear
Voltage Rating	240V/60Hz/30A
Connected Load (kW Rating) @ 240 Volts	6.48
Amps @ 240 Volts	27
Heating Element @ 240 Volts (Watts)	5500
Shipping Weight	140 Lbs.

*Side-by-Side units in under-counter installation require custom-built countertop and/or cabinetry.

NOTE: Always consult local and/or national electric codes. Refer to Product Installation Guide for detailed installation instructions on the web at electroluxappliances.com.

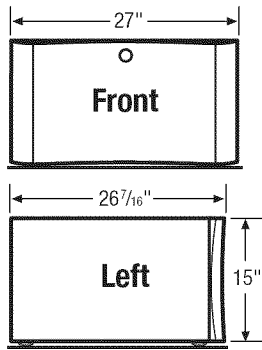
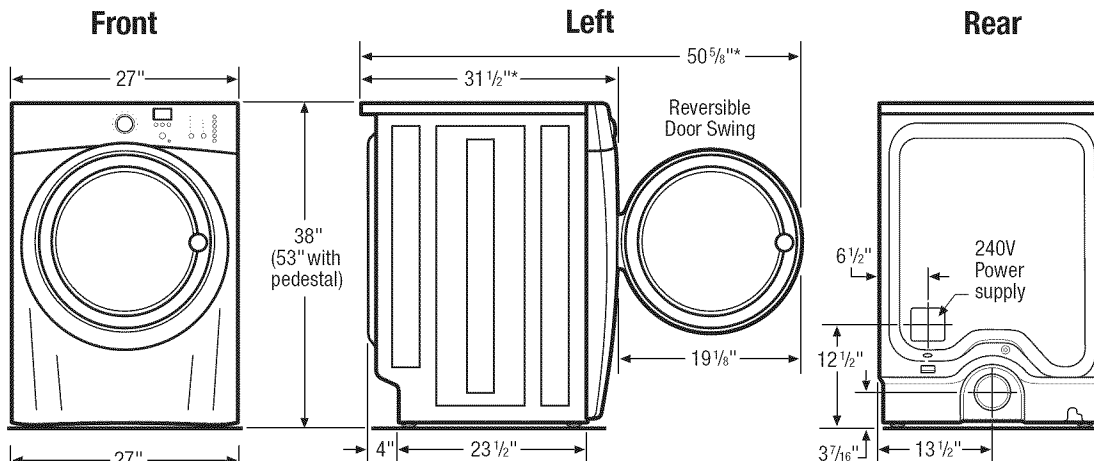
Specifications subject to change.

¹Fastest time based on smallest load / Fast Dry cycle selected for various load compositions.

²Based on manufacturer specifications.

Electric Front Load Dryers

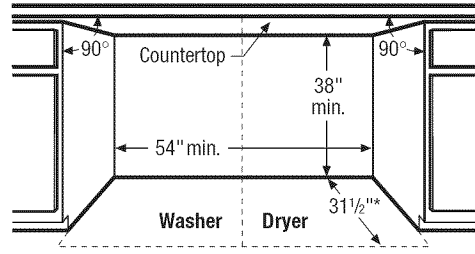
EIED55H MB, EIED55H IW



15" Drawer Pedestal Installation
Elevates dryer height to 53". For detailed pedestal installation, refer to instructions included with pedestal or on web. **Note:** Pedestal Installation requires modified utility hookup locations. For details, refer to Product Installation Guide on web.

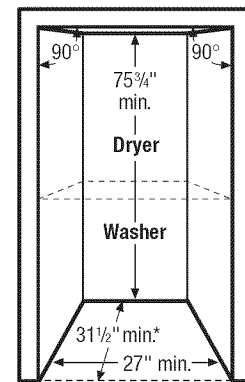
Built-In Installations

For built-in installations, NO minimum clearance required around sides or backs of units. For closet installation, allow 1" clearance between fronts of units and door. Location of plumbing, exhaust and utility hookups MUST be considered in built-in installations. For additional installation details, refer to Product Installation Guides on web.



Side-by-Side Units in Under-Counter Installation
Requires custom-built countertop and/or cabinetry.

* To achieve minimal depth dimensions or clearances, dryer MUST be vented straight back or with quick-turn 90° elbow.



Stacked Units in Recessed or Closet Installation

For detailed stacked installation, refer to instructions included with Stacking Kit or on web. **Note:** Stacked installation requires modified utility hookup locations for dryer. For details, refer to Product Installation Guide on web.

Electric Dryer Specifications

- Product Weight – 130 Lbs.
- Voltage Rating – 240V/60Hz/30 Amps
- Single phase 3- or 4-wire cable, 240 Volt, 60 Hertz AC only electrical supply with ground required on separate circuit fused on both sides of line. (Do not use same circuit as washer.)
- Connected Load (kW Rating) @ 240 Volts = 6.48kW
- Amps @ 240 Volts = 27 Amps
- Dryer MUST employ a 3-conductor NEMA 10-30 type SRDT or 4-conductor NEMA 14-30 type SRDT or ST (as required), rated at 240 volt AC minimum, 30 amp power supply cord marked for use with clothes dryers (not supplied).
- Grounding through neutral link prohibited in specific applications and certain locales, requiring use of 4-wire system. (For detailed electrical requirements, refer to Product Installation Guide on web.)
- Always consult local and/or national electric codes.
- Can be installed alone, with or without optional 15" drawer pedestal, or stacked above matching Electrolux Washer, which requires stacking kit included with dryer. (For installation details, refer to instructions included with optional pedestal or stacking kit or on web.)
- Can be built in with matching Electrolux Washer in under-counter, recessed or closet installation. Installations requiring countertop and/or cabinetry will require custom building. (Refer to Built-In Installations on this page for cutout dimensions. For additional installation details, refer to Product Installation Guide on web.)

- Closet installation requires vented door with 2 unobstructed louvered openings, minimum 60 sq. in. each, located 3" from top and bottom of door. Full-length 120 sq. in. opening also acceptable. Allow 1" clearance between door and fronts of units.
- Do NOT install in area exposed to dripping water or outdoor weather conditions, or where gasoline or other flammables, including automobiles, are kept or stored.
- Floor MUST be solid with 1" maximum slope. To ensure vibration or movement does not occur, reinforcement of floor may be necessary. Do NOT install on carpeted surface.
- Dryer MUST exhaust to outside of building, NOT into any concealed space.
- Exhaust installation requires minimum 4"-diameter rigid or flexible metal duct with approved vent hood having swing-out damper(s). Do NOT use flexible plastic or metal foil duct and use shortest run possible.
- Leveling legs supplied to level dryer properly and reduce excessive noise and vibration.

Note: For planning purposes only. Refer to Product Installation Guide on the web at electroluxappliances.com for detailed instructions.

Optional Accessories

- Drawer Pedestals – Mediterranean Blue (EPWD15MB), Island White (EPWD15IW).
- Mobile Home Installation Kit – (137067200).



Electrolux Major Appliances, N.A.

USA • 250 Bobby Jones Expressway • Augusta, GA 30907 • 1-877-4electrolux (1-877-435-3287) • electroluxappliances.com
CANADA • 5855 Terry Fox Way • Mississauga, ON L5V 3E4 • 1-800-265-8352 • electroluxappliances.ca

EIED55H 08/08

© 2008 Electrolux Home Products, Inc.

High standards of quality at Electrolux Home Products, Inc. mean we are constantly working to improve our products. We reserve the right to change specifications or discontinue models without notice.

Printed in the U.S.A.