

SONY®

3-044-671-11 (1)

Active Speaker System

Operating Instructions

Before operating the unit, please read this manual thoroughly and retain it for future reference.

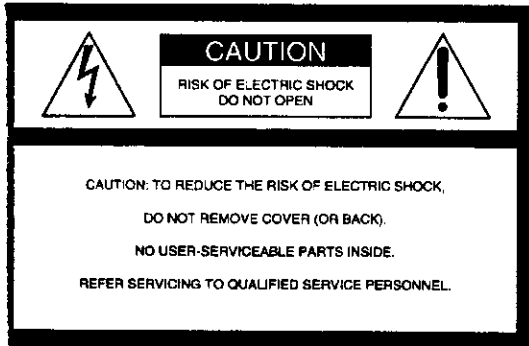
SRS-A57

© 2000 Sony Corporation

WARNING

To prevent fire or shock hazard, do not expose the unit to rain or moisture.

To avoid electrical shock, do not open the cabinet. Refer servicing to qualified personnel only.



This symbol is intended to alert the user to the presence of uninsulated "dangerous voltage" within the product's enclosure that may be of sufficient magnitude to constitute a risk of electric shock to persons.



This symbol is intended to alert the user to the presence of important operating and maintenance (servicing) instructions in the literature accompanying the appliance.

Owner's Record

The model number and the serial number are located on the bottom of the unit. Record the model number and the serial number in the space provided below. Refer to them whenever you call upon your Sony dealer regarding this product.

Model No. SRS A57

Serial No. _____

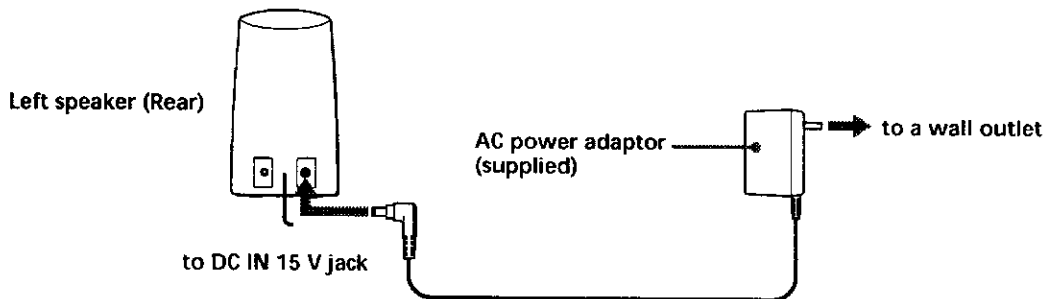
Features

The Sony SRS-A57 is a compact-size speaker system with a built-in power amplifier. This system can be connected to a Discman, WALKMAN* headphone stereo, personal computer, etc.

- The magnetically shielded speakers should have little effect on a TV screen or recorded tapes, etc. when placed close to them.
- MEGA BASS, IBB (Intelligent Bass Boost) circuit enables you to obtain powerful bass, regardless of the sound volume.
- Power output of 5 W + 5 W
- The "dynamic sound duct" assures a rich and powerful bass.

* WALKMAN is a registered trademark of Sony Corporation.

Power Source



The mains power source is required when the system is used.

Note on the AC power adaptor

Use only the supplied AC power adaptor. Do not use any other AC power adaptor.



Polarity of the plug

Precautions

- Operate the system only on 15 V DC.
For AC operation, use only the supplied AC power adaptor. Do not use any other AC power adaptor.
- After operating the system with the AC power adaptor, disconnect the AC power adaptor from the wall outlet if the system is not to be used for an extended period of time. The POWER switch on the system does not turn the AC power adaptor off.
- Do not open the cabinet. Refer servicing to qualified personnel only.
- Do not leave the system in a location near heat sources, or in a place subject to direct sunlight, excessive dust, moisture, rain or mechanical shock.
- Should any solid object or liquid fall into the system, disconnect the AC power adaptor and have the system checked by qualified personnel before operating it any further.
- Do not use alcohol, benzine or thinner to clean the cabinet.
- Although this system is magnetically shielded, do not leave recorded tapes, watches, personal credit cards or floppy disks using magnetic coding in front of the system for an extended period of time.

If the TV picture or monitor display is magnetically distorted

Although this system is magnetically shielded, there may be cases that the picture on some TV sets/ personal computer sets may become magnetically distorted. In such a case, turn off the power of the TV set/ personal computer set once, and after 15 to 30 minutes turn it on again. For the personal computer set, take the appropriate measures such as data storage before turning it off.

When there seems to be no improvement, locate the system further away from the TV set/ personal computer set. Furthermore, be sure not to place objects in which magnets are attached or used near the TV set/ personal computer set, such as audio racks, TV stands, toys etc. These may cause magnetic distortion to the picture due to their interaction with the system.

If you have any questions or problems concerning your system that are not covered in this manual, please consult your nearest Sony dealer.

Specifications

Amplifier section

Power output	5 W + 5 W 10% THD, 500 Hz - 1 kHz, 4 ohms using with the supplied AC power adaptor
Input impedance	4.7 kilohms (at 1 kHz)

Speaker section

System	Full-range bass reflex type
Speaker unit	Full-range (magnetically shielded); ø 65 mm (2 5/8 in.)
Nominal impedance	4 ohms
Rated input power	5 W

General

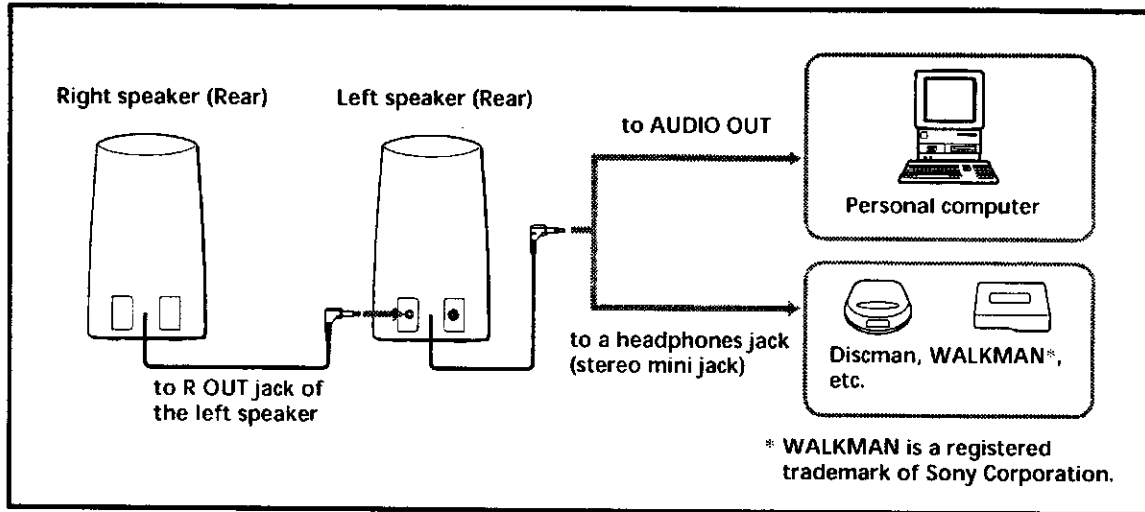
Power requirement	DC 15 V jack accepts the supplied AC power adaptor (left speaker only)
-------------------	---

Inputs	Input cord left: stereo miniplug (1.5 m) right: monaural miniplug (1.0 m)
Dimensions	Approx. 112 × 190 × 125 mm (w/h/d) (4 1/2 × 7 1/2 × 5 in.)
Mass	Left speaker: Approx. 545 g (1 lb 3 oz.), Right speaker: Approx. 465 g (1 lb)
Supplied accessory	AC power adaptor (1)
Optional accessories	Plug adaptor PC-236HG Connecting cord RK-G138HG

Design and specifications are subject to change without notice.

The CE mark on the unit is valid only for products marketed in the European Union.

Connections



Connect the left speaker to the source equipment.

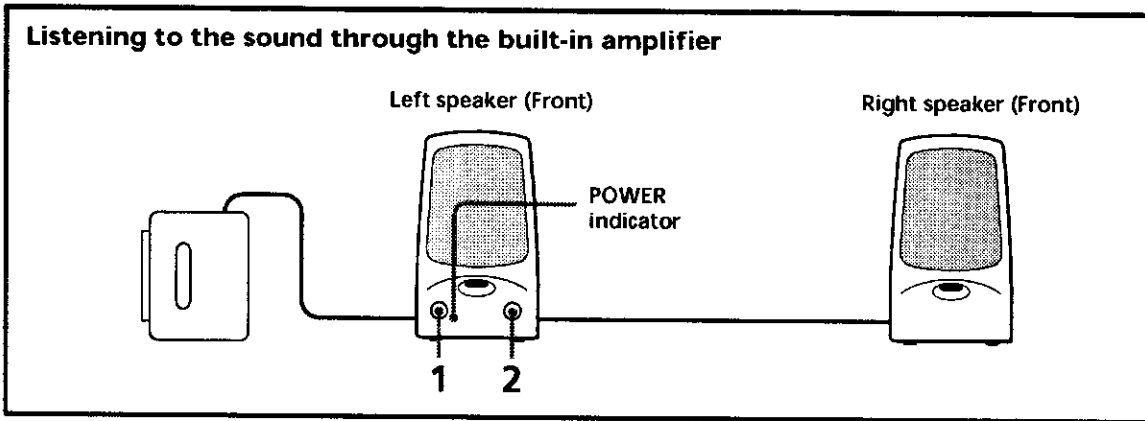
When the system is connected to a monaural jack of a radio, etc., the sound may only come through the left speaker. In such a case, use the optional Sony plug adaptor PC-236HG.

The sound will come through both speakers.

To connect to a stereo phone-type headphones jack

Use the optional Sony RK-G138HG connecting cord.

How to Use



- 1** Press the POWER switch (ON).
The POWER indicator lights up.
- 2** Adjust the VOLUME control.

Turn off the MEGA BASS (Walkman, Discman, etc.) function as it may cause sound distortion.

After listening, press the POWER switch (OFF).
The POWER indicator goes off.

