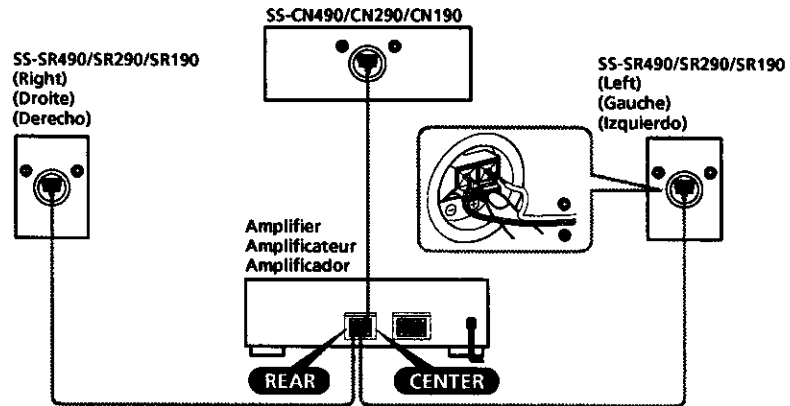


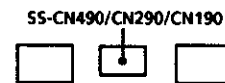
Speaker System

SS-CR490/CR290/CR190

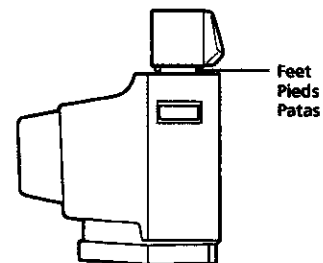
- When connecting to speaker terminals (REAR, CENTER)
- Connexion à des bornes d'enceintes (REAR, CENTER)
- Para realizar la conexión a los terminales para altavoces (REAR, CENTER)



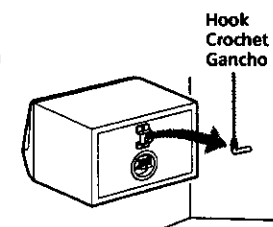
- To use the systems as surround speaker system
- Utilisation comme système d'enceintes surround
- Para utilizar el sistema como altavoces perimétricos



- To put the SS-CN490/CN290/CN190 on your TV set, attach a foot (supplied) to each bottom corner of the speaker, and make sure that the speaker is completely flat on top of the TV.
- Pour installer le système SS-CN490/CN290/CN190 sur votre téléviseur, attachez un pied (fourni) dans chaque coin sous l'enceinte, et vérifiez que l'enceinte est bien à plat sur le dessus du téléviseur.
- Para colocar el SS-CN490/CN290/CN190 sobre su televisor, fíjelo una pata (suministrada) a cada esquina inferior del sistema, y cerciórese de que haya quedado completamente nivelado sobre el televisor.



- To hang SS-SR490/SR290/SR190 with a hook on the wall
- Suspension du système SS-SR490/SR290/SR190 sur un crochet au mur
- Para colgar el SS-SR490/SR290/SR190 con un gancho en una pared



Precautions

- Avoid driving the speaker system continuously with a wattage exceeding the maximum input power of this speaker system.
- Before connecting, turn off the amplifier to avoid damaging the speaker system.
- If the +/- connection is incorrect, the bass tones seem to be missing and the position of the instruments becomes obscure.
- The speaker grille on the SS-CN290/SR290 and SS-CN190/SR190 cannot be removed. Do not attempt to remove the grille on the SS-CN290/SR290 and SS-CN190/SR190. If you try to remove it, you may damage the speaker.

In case color irregularity is observed on nearby TV screen

With the magnetically shielded type of the speaker system, the speakers can be installed near a TV set. However color irregularity may still be observed on the TV screen depending on the type of your TV set.

If color irregularity is observed...

→ Turn off the TV set once, then turn it on after 15 to 30 minutes.

If color irregularity is observed again...

→ Place the speakers more apart from the TV set.

Specifications

SS-CR490

SS-CN490 (Center speaker)

Speaker system
2-way, magnetically shielded

Speaker units
Woofer: 12 cm, cone type x 2
Tweeter: 2.5 cm, balance drive type

Enclosure type
Bass reflex

Rated impedance
8 ohms

Power handling capacity
Maximum input power: 150 watts

Sensitivity level
89 dB (1 W, 1 m)

Frequency range
85 Hz - 20,000 Hz

Dimensions (w/h/d)
Approx. 430 x 150 x 190 mm, not including front grill

Mass
Approx. 4.5 kg

Supplied accessories
Speaker cord 2.5 m (1)
Foot (4)

SS-SR490 (Rear speaker)

Speaker system
2-way, magnetically shielded

Speaker units
Full range: 12 cm, cone type
Tweeter: 2.5 cm, balance drive type

Enclosure type
Acoustic suspension

Rated impedance
8 ohms

Power handling capacity
Maximum input power: 120 watts

Sensitivity level
86 dB (1 W, 1 m)

Frequency range
85 Hz - 20,000 Hz

Dimensions (w/h/d)
Approx. 170 x 250 x 100 mm, not including front grill

Mass
Approx. 2 kg

Supplied accessory
Speaker cord 10 m (2)

SS-CR290

SS-CN290 (Center speaker)

Speaker system
2-way, magnetically shielded

Speaker units
Woofer: 12 cm, cone type x 2
Tweeter: 2.5 cm, balance drive type

Enclosure type
Bass reflex

Rated impedance
8 ohms

Power handling capacity
Maximum input power: 120 watts

Sensitivity level
89 dB (1 W, 1 m)

Frequency range
85 Hz - 20,000 Hz

Dimensions (w/h/d)
Approx. 380 x 150 x 168 mm, not including front grill

Mass
Approx. 3.5 kg

Supplied accessories
Speaker cord 2.5 m (1)
Foot (4)

SS-SR290 (Rear speaker)

Speaker system
Full range, magnetically shielded

Speaker unit
12 cm, cone type

Enclosure type
Bass reflex

Rated impedance
8 ohms

Power handling capacity
Maximum input power: 100 watts

Sensitivity level
86 dB (1 W, 1 m)

Frequency range
85 Hz - 20,000 Hz

Dimensions (w/h/d)
Approx. 190 x 150 x 168 mm, not including front grill

Mass
Approx. 1.5 kg

Supplied accessory
Speaker cord 10 m (2)

SS-CR190

SS-CN190 (Center speaker)

Speaker system
Full range, magnetically shielded

Speaker units
10 cm, cone type x 2

Enclosure type
Bass reflex

Rated impedance
8 ohms

Power handling capacity
Maximum input power: 100 watts

Sensitivity level
88 dB (1 W, 1 m)

Frequency range
85 Hz - 20,000 Hz

Dimensions (w/h/d)
Approx. 355 x 126 x 126 mm, not including front grill

Mass
Approx. 2.2 kg

Supplied accessories
Speaker cord 2.5 m (1)
Foot (4)

SS-SR190 (Rear speaker)

Speaker system
Full range, magnetically shielded

Speaker unit
10 cm, cone type

Enclosure type
Bass reflex

Rated impedance
8 ohms

Power handling capacity
Maximum input power: 80 watts

Sensitivity level
85 dB (1 W, 1 m)

Frequency range
85 Hz - 20,000 Hz

Dimensions (w/h/d)
Approx. 177 x 126 x 120 mm, not including front grill

Mass
Approx. 1.2 kg

Supplied accessory
Speaker cord 10 m (2)

Design and specifications are subject to change without notice.